
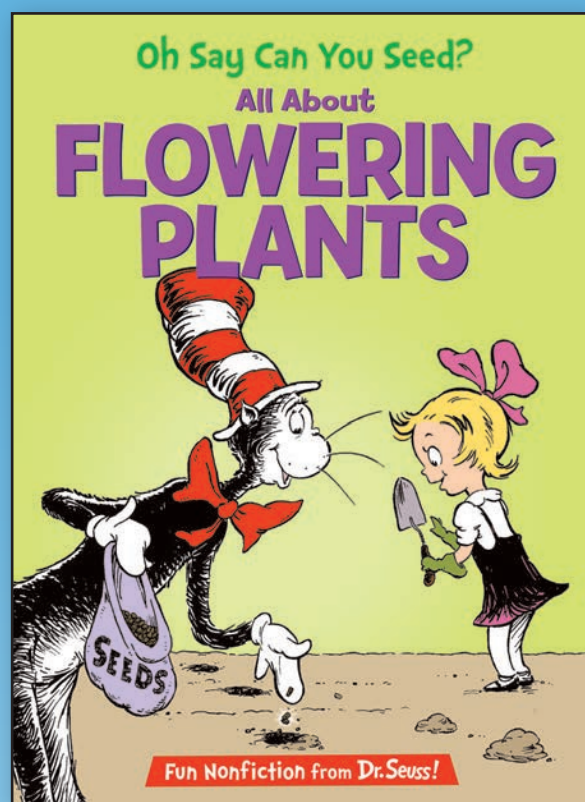


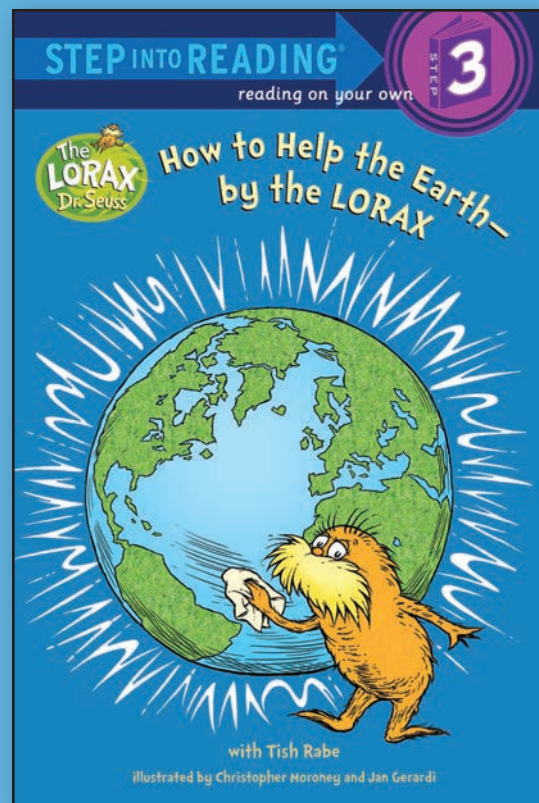


Learn about the ENVIRONMENT with Dr. Seuss!



**“UNLESS someone like you
cares a whole awful lot,
nothing is going to get better. It’s not.”**

—The Lorax



**“If a sea star gets hurt
and it loses a ray,
a new ray begins
to grow back right away.”**

—Clam-I-Am!



**“From the giant gum tree
to this very small weed,
every flowering plant
started out as a seed.”**

—Oh Say Can You Seed?





THE LORAX

Learn about our responsibility to protect the world around us.



HOW TO HELP THE EARTH—BY THE LORAX

A rhymed reader that offers students easy suggestions for going green.




CLAM-I-AM

Learn about horseshoe and hermit crabs, jellyfish, sea stars, and much, much more.

NOW YOU SEE ME . . .

It's tough to play hide-and-seek with a camouflaging gecko!




OH SAY CAN YOU SEED?

The Cat in the Hat examines the various parts of plants, seeds, and flowers.

WHY OH WHY ARE DESERTS DRY?

Explore different kinds of desert around the world, from the hot, dry Sonoran and Mojave to the bitter cold of the Gobi and Antarctica!



Use in: English Language Arts, Science, Social Studies



HELPING HANDS ACTIVITY




Speak for the Trees!

Helping your students “speak for the trees” can be as simple as organizing a school beautification project. Don’t hesitate to turn to the community for help.

- ☼ Your school principal can rally community support and help secure appropriate permissions for projects from the school district or county.
- ☼ Maintenance and custodial staff know the school and grounds inside and out. Invite their input and feedback.
- ☼ Your school media specialist and your librarian are great resources for researching and planning beautification efforts.
- ☼ Classroom teachers and specialists will want to use the beautified spaces as classrooms or learning laboratories. Ask for their ideas and their help in making the spaces work for everyone.
- ☼ Parents and parent organizations can volunteer ideas, time, and possibly funding.
- ☼ Local service clubs and scouting groups are often willing to provide help with the work.
- ☼ Garden clubs, nurseries, and other local businesses may donate or discount plants or supplies.
- ☼ Your county or state government may have resources to share. Local employees of U.S. Department of the Interior may also be able to offer advice, support, or resources.

School Garden Design Resources



U.S. Fish & Wildlife Service

Schoolyard Habitat Project Guide

[FWS.gov/cno/pdf/HabitatGuideColor.pdf](https://www.fws.gov/cno/pdf/HabitatGuideColor.pdf)

National Gardening Association

School Gardening

[KidsGardening.org/school-gardening](https://www.kidsgardening.org/school-gardening)

Asphalt to Ecosystems


Design Ideas for Schoolyard, Transformation by Sharon Danks

[Asphalt2Ecosystems.org](https://www.asphalt2ecosystems.org)



Dr. Seuss

**RANDOM HOUSE
CHILDREN'S BOOKS**



WHY OH WHY ARE DESERTS DRY?

Desert Research Project

Using the book *Why Oh Why Are Deserts Dry?* for reference, fill in the answers below. You can also try to find answers using the Internet or other books you can find in the library or a local bookstore.



"You may think that deserts are empty and bare, but you'll be surprised by the things we'll find there."


1. Why does it get so hot and dry in the desert? _____

2. What kind of plants can live in a desert? How do they get and store water? _____

3. Why do cacti have sharp spines? _____

4. Why do small animals stay underground in the daytime? _____

5. What is an oasis? What is a mirage? _____



CLAM-I-AM!

Today Is Your Day Word Search!

Find these beach words in the puzzle. Then, in the spaces below, write down a fact you learned from reading *Clam-I-Am!*

**SEA STAR
BARNACLES**

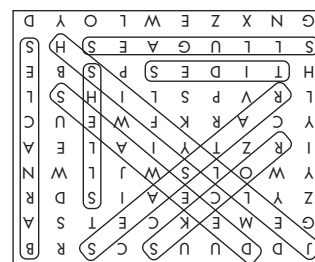
**SEAWEED
SHELLS**

**SEAGULLS
ROCKS**

**JELLYFISH
TIDES**



ANSWERS:



Sea star: _____

Tides: _____

Barnacles: _____