
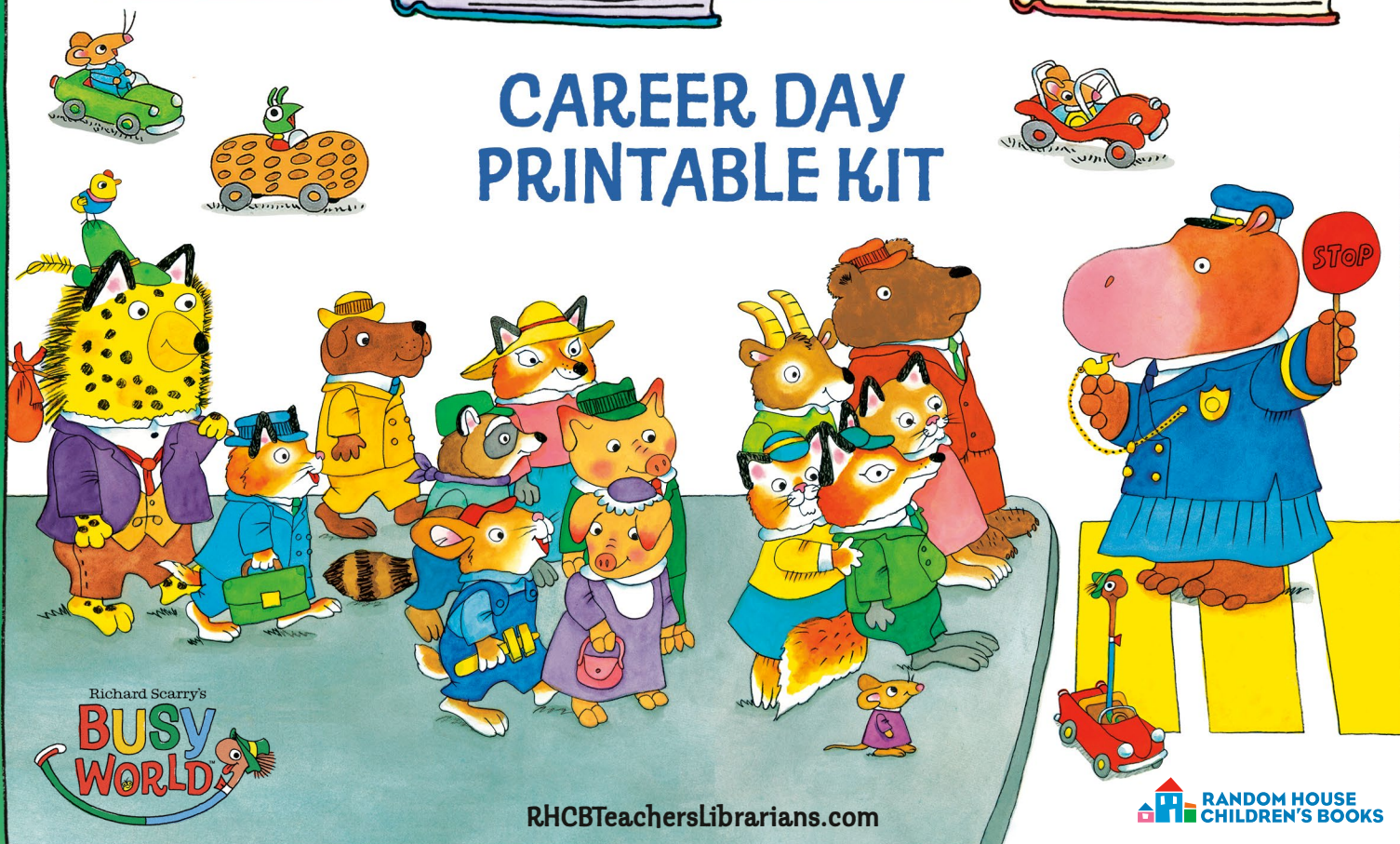


EXPLORE RICHARD SCARRY'S BUSY, BUSY WORLD



CAREER DAY PRINTABLE KIT



Richard Scarry has engaged generations of readers with unforgettable characters and captured imaginations with highly detailed illustrations. There are so many jobs to explore in Richard Scarry books. Use books that showcase jobs and work as a launchpad for a unit on careers or a career day in pre-K, kindergarten, or first-grade classrooms.

Start by reading one or more books by Richard Scarry: *Busy, Busy Town*; *Busiest People Ever!*; *What Do People Do All Day?*; and *Busy, Busy World*. Do a call-and-response read-aloud of one of these books.

BEFORE READING

- Discuss why people work. Have students share about types of jobs they are familiar with.
- Talk about a few kinds of jobs specifically: helping jobs, outdoor jobs, creative jobs.
- Invite students to prepare for an interactive read-aloud. Have students cut out the printable response cards in this kit.

WHILE READING

- Whenever you come to a part in the book where a helping job, an outdoor job, or a creative job is shown, have students raise their cards.
- The illustrations are very detailed. Be sure to stop and point out things like:
 - what tools or equipment are used
 - where a job is done
 - what a worker wears and why it's useful

AFTER READING

- Use the reproducible activities to help students connect the work shown in the book with the work they do in their own lives.
- Engage in hands-on learning activities.

HANDS-ON LEARNING ACTIVITIES

GUEST PRESENTERS

- Invite a helper. Ask a doctor, a nurse, a social worker, a care worker, a paramedic, a firefighter, and/or a police officer to your classroom to talk to students about their job—what they do and how they help people.
- Invite a creative. Ask an artist, a woodworker, a chef, a florist, a writer, a poet, an animator, or a graphic designer to speak to your class about their job. They might even engage students in a hands-on project.
- Invite someone who works outdoors. Ask a farmworker, a fisherman, a construction worker, a park ranger, a biologist, or a sanitation worker to present to your class about their job. It might be particularly helpful for them to bring in tools they use to show and tell.

BUILDING AND MAKING THINGS

- Divide students into groups. Assign each group a different job, choosing from the jobs below.

• baker	• florist
• mason	• chef
• carpenter	• potter

Have a discussion with students—what are examples of things that each worker makes, based on what you've read? Give each group enough modeling clay or play dough for every student to make their own item along with rolling pins, cookie cutters of various shapes, pipe cleaners, ribbon, and other art supplies. Have groups present their items to the class. Can the class guess which profession their group was assigned?

DRESS-UP

Keep students thinking about professions long after the unit or career day has ended. Ask the school community to donate old work clothes. Supplement clothes provided with accessories and props (firefighter hats, chef hats, name badges, stethoscopes, aprons, etc.) to spark imagination. Create a corner in your classroom where students can dress up, play make-believe, and engage in role-play around professions.



RESPONSE CARDS

With adult supervision, cut out the response cards along the dotted lines.



HELPING JOB



©RScarry

OUTDOOR JOB



©RScarry



CREATIVE JOB




©RScarry

WHAT WORK DO YOU DO?

Which activities can you do? Draw each one.



Sweep the floor	Set the table	Make a craft
Water the garden	Clear your plate	Pick up clothes
Wash dishes	Make your bed	Make a sandwich



YOUR BUSY WORLD

What job would you like to do? What tools would you need? Where would you work? Draw yourself working in your own busy scene below.





CLASSROOM JOBS BINGO



Find a classmate who has done each of these classroom jobs. Write their name below it.



Student of the week/month <hr/>	Line leader <hr/>	Messenger <hr/>
Door holder <hr/>	Board eraser <hr/>	Cleaner <hr/>
New student welcomer <hr/>	Caboose <hr/>	Light monitor <hr/>

Which job would you like to try? Why? _____

