

12 Months of Dr. Seuss Activities



“Dr. Seuss’s unique way of combining silliness and fun with learning to read makes his books a staple in my classroom all year.”

— Courtney Griffin, Second-Grade Teacher, Boston Public Schools

Worksheet Packet


Dr. Seuss™

What's Inside?

Reproducible Activities for Every Month of the Year!


JANUARY:

National
Puzzle Day




FEBRUARY:

The 100th
Day of School




MARCH:

Dr. Seuss's
Birthday




APRIL:

Earth Day &
Poetry Month




MAY:

Graduation




JUNE:

National Eat Your
Veggies Day







JULY:
Independence
Day




AUGUST:
National
Friendship Day



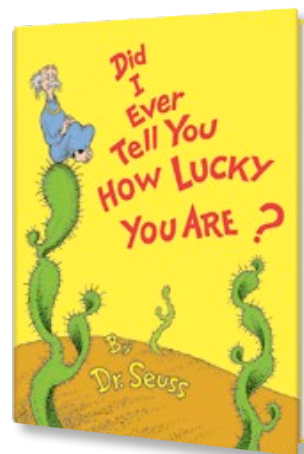
SEPTEMBER:
National Comic
Book Day



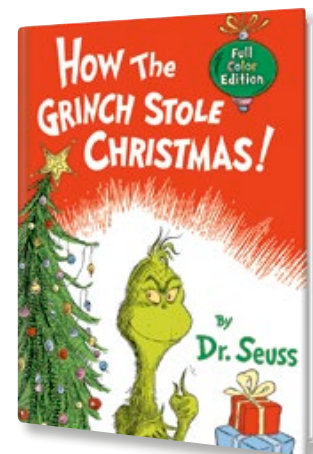
OCTOBER:
Halloween



NOVEMBER:
Thanksgiving



DECEMBER:
Christmas




JANUARY



January Is National Puzzle Month

Fox in Socks: Rhyming Puzzles and Fun with Words

Complete the puzzles below to practice your rhyming skills and have fun with words, just like Fox and Knox.



SECTION 1:

Tongue Twister Time

Unscramble the letters to find the words that complete these tongue twisters from the book.

"Socks on _____ (xfo)"

"Knox in _____ (skosc)"

"Chicks with _____ (briskc)"

"Bricks and _____ (kbsloc)"

"Fox in _____ (sckos)"

SECTION 2:

Create Your Own Rhymes

Write a word that rhymes with each of the following words from the book. Be creative!

Fox: _____


Socks: _____

Knox: _____

Chicks: _____

Goo: _____

FEBRUARY



Celebrate the 100th Day of School!




Hooray! We've reached the 100th day of school!


Counting with the Cat in the Hat

Here are 10 hats that each have 10 stripes.

Count the stripes to make sure there are 100 in total! Color the hats in bright Seussian colors.



I've Learned a THING or TWO in 100 Days of School!




Name: _____

Date: _____

Favorite Book: _____

MARCH



Whimsical Wishes for Dr. Seuss's Birthday on March 2

Color the cake to make it look extra tasty!



APRIL



April Is Poetry Month!

Dive into the whimsical world of *One Fish, Two Fish, Red Fish, Blue Fish* by Dr. Seuss. Use the book as inspiration to create your own fun and silly poem. Complete each section of the worksheet to show off your rhyming skills and creativity!

SECTION 1: Rhyming Words

Read *One Fish, Two Fish, Red Fish, Blue Fish*. Fill in the blanks with rhyming words from the book or come up with your own!

One fish, two fish, red fish, _____.

Black fish, blue fish, old fish, _____.

This one has a little star.

This one has a little _____.




Say! What a lot of fish there _____.

SECTION 2: Seussian Short Poem

Write a short poem in the style of Dr. Seuss. Aim for at least four lines.


Example:

"One fish, two fish, red fish, blue,
swimming in the ocean, just like you.
Big fish, small fish, happy fish, sad,
all of them make the sea feel glad."



My Poem:


APRIL

A large, black-outlined thought bubble occupies the upper half of the page. Inside the bubble are four horizontal lines for writing. The bubble is connected to the fish below by a series of three smaller circles.

APRIL






April 22 Is Earth Day!



Use the examples in the box below to think about how you can take action.

I CAN . . .

REDUCE	REUSE	RECYCLE
<p>—Turn off the water while I'm brushing my teeth.</p> 	<p>—Donate old toys to those in need.</p> 	<p>—Collect cans for recycling.</p> 


REMEMBER—"UNLESS someone like you cares a whole awful lot, nothing is going to get better. It's not!"

To help my environment, I pledge to . . .


Hooray, Graduation Is Here!

Think about all the fun you had this school year! What did you learn? What were your best moments and the times that were a bit tough? Then, make a plan for new goals for next school year!

MAY



Where Have You Been?



1. Highest heights—the best moments of the year



2. Prickle-ly perch—a time you got stuck or made a mistake




3. Boom bands—someone or something that made you feel happy

And Where Are You Going?

What's your mountain/goal for next year? Draw a picture of yourself accomplishing your goal in the space provided.

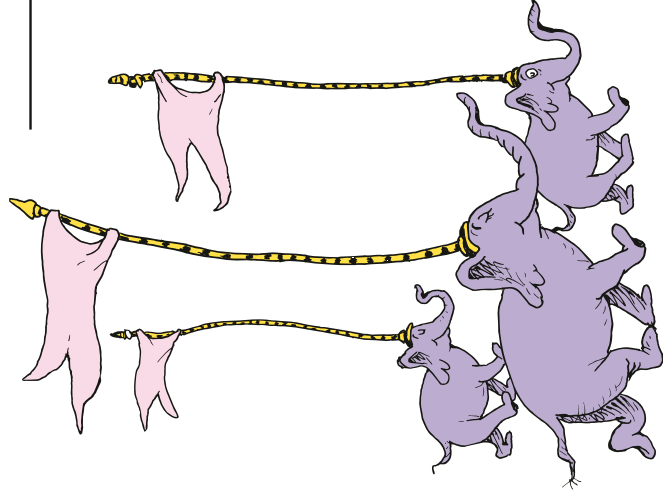
Oh, the Places I'll Go!



Class of _____

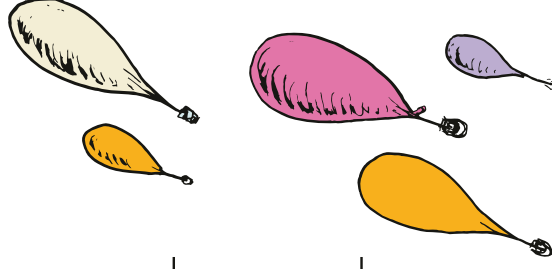
This diploma is presented to

for graduating from



**“Today is your day!
Your mountain is waiting.
So . . . get on your way!”**


—Dr. Seuss



Dr. Seuss
RANDOM HOUSE
CHILDREN'S BOOKS

TM & © 2026 Dr. Seuss Enterprises, L.P. All Rights Reserved.

JUNE



June 17 Is National Eat Your Veggies Day!

Celebrate National Eat Your Veggies Day
with Sam-I-Am and his adventures in *Green Eggs and Ham*.
Complete each section of the worksheet to explore the fun of
trying new foods and the importance of eating your veggies.

SECTION 1: Veggie Art

Draw a picture of your favorite vegetable. Be as
creative and colorful as you can, just like Dr. Seuss!


SECTION 2:

Sam-I-Am's Veggie Challenge

Sam-I-Am loves to try new foods!
List three vegetables you have never tried
before but would be willing to taste.



JULY



July 4 Is America's Birthday!

Use the library to research key facts about the state you live in!
Then, color in the state on the map and write down the facts about your state.



State: _____

Capitol: _____

Total Population: _____

Governor: _____


State Nickname: _____

Famous Landmarks in the State:

Draw the State Bird:



Draw the State Flower:




AUGUST



August 3 Is National Friendship Day!

Think about what makes a great friend with this fun Dr. Seuss Friendship Bracelet activity! Color your own friendship bracelets and use the beads to spell out the awesome traits you look for in a friend.




SEPTEMBER




September 2 Is National Comic Book Day!

Now that you've read *Cat Out of Water*, it's your turn to write your own comic! Use the story starters and comic book panels below to create your very own comic story. You can use the characters from *Cat Out of Water*, or create your own, it's up to YOU!




It all started when . . .



Quick, run!



Later that day . . .



OCTOBER

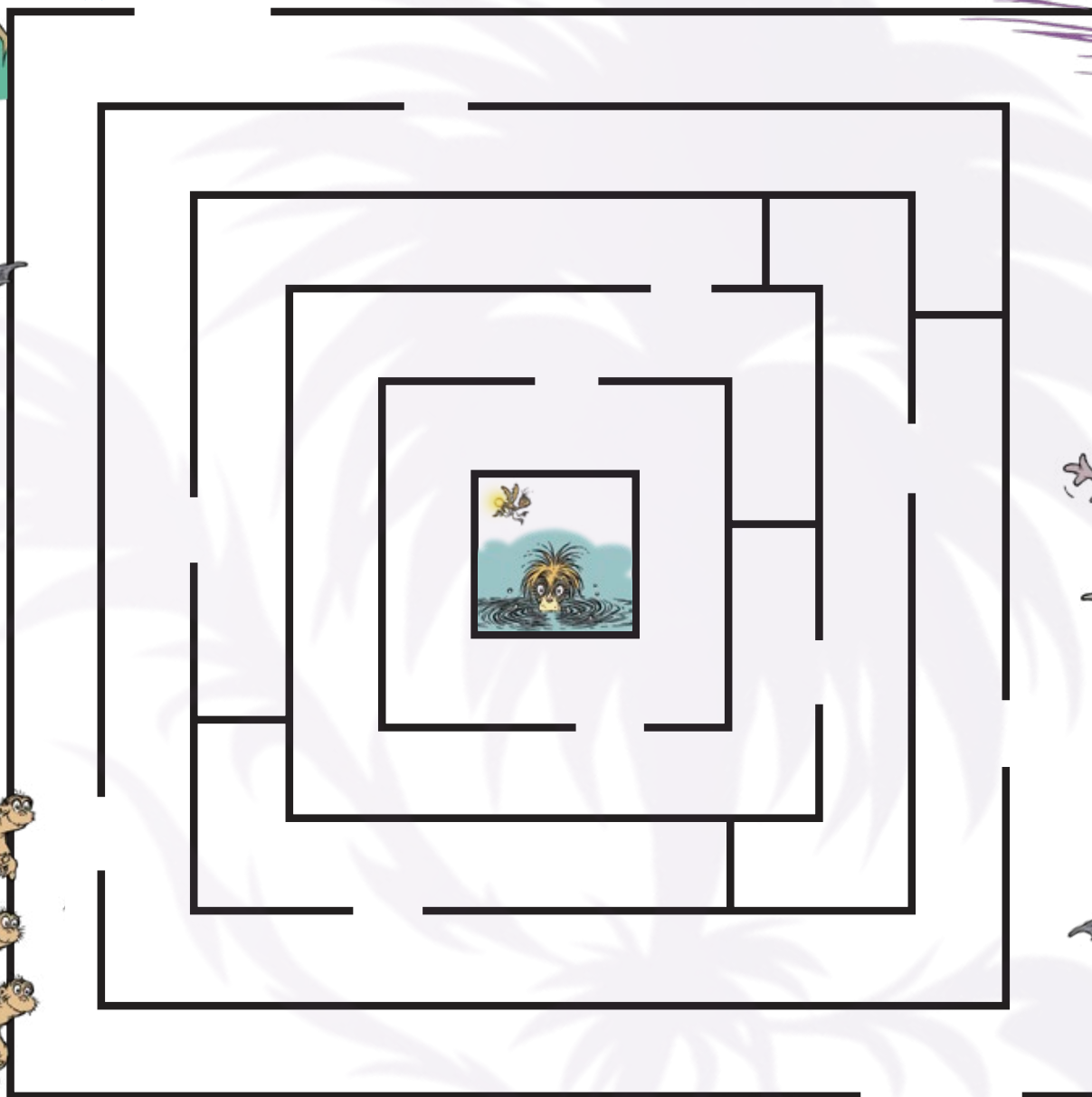


October 31 Is Halloween!

Help Horton find what's causing
the mysterious *BOO!*


Boo!

START




FINISH

NOVEMBER



This November, Give Thanks at Thanksgiving!

Feeling lucky often means recognizing the good things in your life, which is a way of being grateful. Think of three things that make you feel really lucky and write them down. Then, draw pictures of those three lucky things to show how awesome they are!



My name is _____
and I am lucky because . . .

1


2

3

December 'Tis the Season!



With an adult's help, cut out the card below and fold it in half. Color in the card and write a message to someone special about how they helped YOU grow your heart this year! Then, give this to the person you write about!




TM & © 2026 Dr. Seuss Enterprises, L.P. All Rights Reserved.

Dr. Seuss
RANDOM HOUSE
CHILDREN'S BOOKS


Grades
PreK-3

Make Reading Fun with Dr. Seuss Books

Early
Readers




Picture
Books





Nonfiction
Books



Workbooks



Graphic
Novels



Join the
Reading
Celebration!

For **FREE**
Teacher Resources,
follow this QR code!

